



Name: _____



Number Order 11-20

Directions: Cut and paste the honey pots in order from 11-20.



Week 2: Day 1


© Annie Moffatt @ The Moffatt Girls 2017

Name: _____







Time: Sorting Pictures Set I

Directions: Cut, sort and glue the objects to the correct column.
Write a label for your set.

a.m.










p.m.



Name: _____

CVC Word Search



		
<input type="text"/>	<input type="text"/>	<input type="text"/>
		
<input type="text"/>	<input type="text"/>	<input type="text"/>

Word Bank

- sit
- pit
- bit
- kit
- fit
- lit

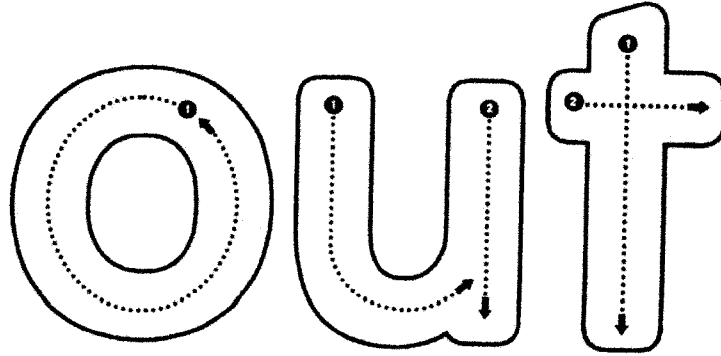
a	l	i	t	a	s
f	e	g	e	t	i
i	n	a	t	e	t
t	d	e	p	i	t
k	i	t	a	n	e
e	b	i	t	i	d

Name: _____



Sight Word Practice: out

Trace the letters with your finger. Trace the letters with a pencil.

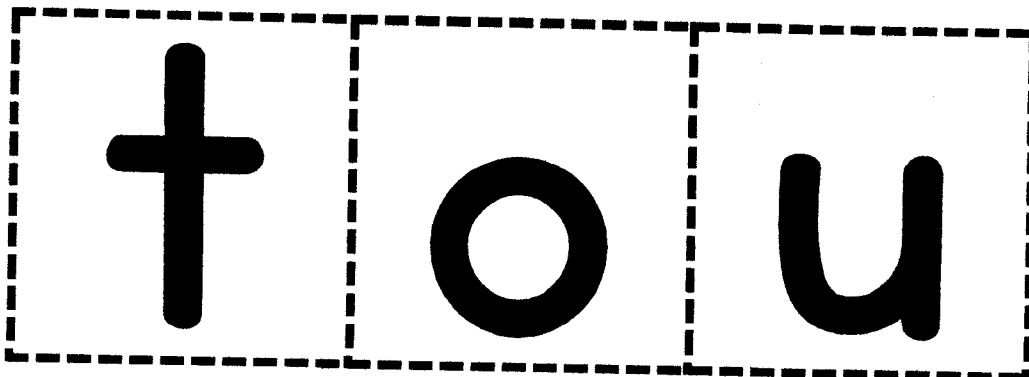


Color the word **out**.

out	now	no	pretty
out	on	out	out
our	out	new	out

Cut and paste the word **out**.

--	--	--



Name: _____

I can Read it 3 times!




-ig

Phonics Reading Comprehension


Directions: Read the passage and answer the questions.



Zig the Pig



Zig is a big pig. Zig likes to put on wigs. Zig gets a blue wig. The wig is too little. Zig gets a red wig. The wig has a twig in it. Zig finds a good wig. The wig is big. The wig fits Zig. Zig is happy. He likes his new wig. He sits down to eat a fig with his new wig.

1. Who is Zig? 

2. What does Zig like to put on? 

3. What does Zig eat? 

Name: _____

True or False?

Directions: Cut and paste to the correct column.



True




False

Name: _____

Hunting For Shapes: Triangles

Directions: Color all of the triangle shapes.



How many **TRIANGLES** did you find? _____

Spin, Read, and Cover!

tot

pot

dot

hot


rot

cot

hot

rot

tot



dot

cot

pot

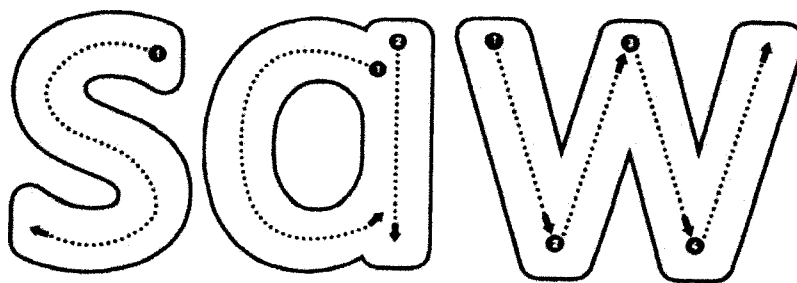
Name: _____



saw

Sight Word Practice: saw

Trace the letters with your finger. Trace the letters with a pencil.




Color the word **saw**.

yes	like	saw	saw
saw	saw	have	all
saw	no	was	saw

Cut and paste the word **saw**.

--	--	--




Name: _____

-od
Family

I Can Read Simple Stories!

Directions: Read the story. Highlight the -od family words.

Answer the questions. Write the correct word on the line.



The Cod

Tod likes to fish. He got a new red rod. The rod was great.

Tod used the rod to fish.

The rod began to nod up and down.

Tod got a cod!

1. Who likes to fish?

_____.

Cod Tod Sod

2. Tod used the

_____ to fish.

cod rod nod

3. What did the rod

begin to do? _____.

pod cod nod

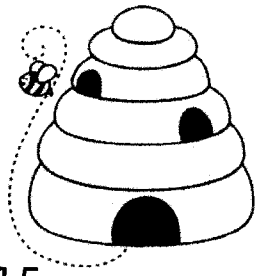
4. What did Tod get?

_____.

^anod sod ^acod

Name: _____

Subitizing Mazes: Building Number Sense




Directions: Help the bee find her way to the hive.
Color all the spaces that have the value of 13, 14, or 15.

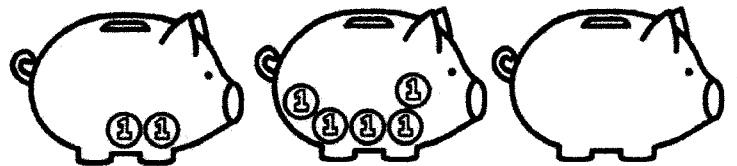
Name: _____

Addition to Ten


Directions: Count each set. Write how many.
Add and write the total. Draw the correct number in the piggy bank.




_____ + _____ = _____




_____ + _____ = _____



_____ + _____ = _____



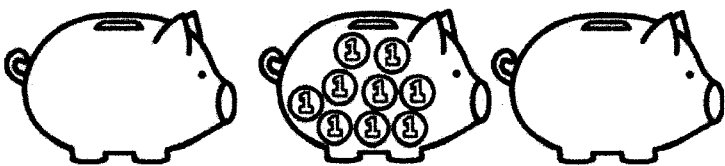
_____ + _____ = _____




_____ + _____ = _____



_____ + _____ = _____



_____ + _____ = _____




_____ + _____ = _____

Name: _____

Missing Letters Set 1

Directions: Fill in the missing letter for each picture.

Write the word on the lines.




t o



m p




o p



h o



o p



t p

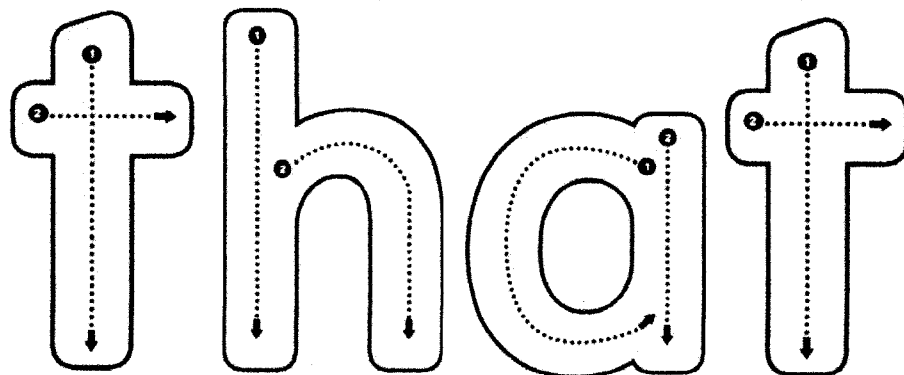
Name: _____



that

Sight Word Practice: that

Trace the letters with your finger. Trace the letters with a pencil.



Color the word **that**.

there	must	that	that
that	that	that	this
into	too	have	they

Cut and paste the word **that**.

--	--	--	--



Name: _____

I can Read it 3 times!



Phonics Reading Comprehension

Directions: Read the passage and answer the questions.



A Carrot for Bop

Bop is hungry. She pops her head out of her den. Hop, hop, hop. She hops to the garden. Bop sees a carrot. She pulls on the top. Out pops the carrot.

Look out, Bop! The farmer will stop you!


Hop, hop, hop. Bop hops to the shop. Don't drop your carrot!

She hides in a mop. The farmer doesn't see Bop.

Bop pops her head out. Hop, hop, hop. She hops to her den. Chop, chop, chop.

Eat your carrot, Bop.

1. What does Bop see in the garden?



2. What will the farmer do?



3. Where does Bop hide?






Name: _____


Subtraction to 10

Directions: Read the number sentence.

Cross out the fish that you need to subtract. Write the difference.




A.




$$6 - 3 =$$

B.




$$8 - 1 =$$

C.




$$3 - 2 =$$

D.




$$9 - 5 =$$

E.




$$5 - 4 =$$

F.




$$10 - 6 =$$

G.



$$7 - 1 =$$

H.



$$4 - 2 =$$

I.












$$2 - 0 =$$

Name: _____


Color by Shape: Cow

Directions: Use the color code to color the picture.

 circle	 oval	 rectangle	 triangle
 black	 pink	 brown	 white



How many did you color?









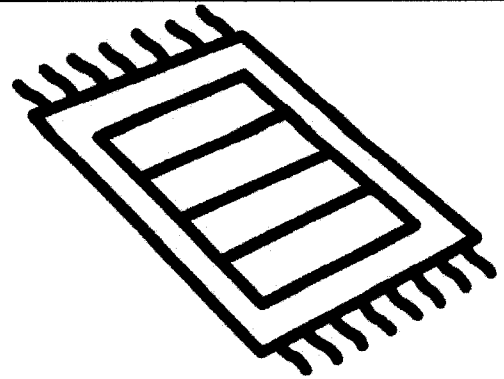
Name: _____

CVC Cut and Paste Set 2


Cut and paste the CVC words to match each picture.



--	--	--



--	--	--



--	--	--



--	--	--

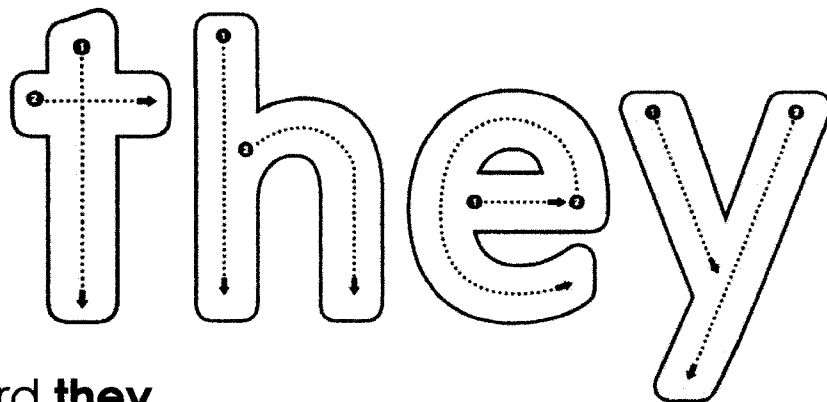
j	u	g	r	u	g
b	u	g	h	u	g

Name: _____



Sight Word Practice: they

Trace the letters with your finger. Trace the letters with a pencil.



Color the word **they**.

this	must	they	they
they	under	they	who
too	they	what	they

Cut and paste the word **they**.

--	--	--	--



Name: _____

I can Read it 3 times!



Phonics Reading Comprehension

Directions: Read the passage and answer the questions.



The Bug's New Home




Who dug this hole? The bug dug the hole.


"This is a good home for a me," says the bug.

The bug puts down his rug. He gives it a tug. He lugs in his jug. He sets out his his mug.

"This home is so snug," says the bug. The bug hugs his toy pug. It is a good home for a bug.

1. Who likes the hole? 

Handwriting practice lines consisting of a solid top line, a dashed middle line, and a solid bottom line.

2. What does the bug put in his home? 

Handwriting practice lines consisting of a solid top line, a dashed middle line, and a solid bottom line.

3. What does the bug give his toy pug? 

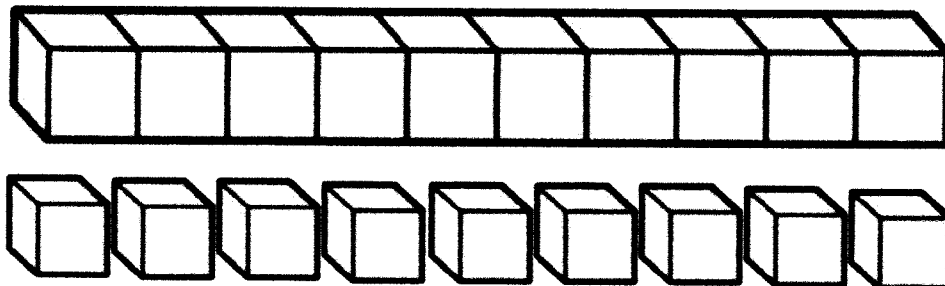
Handwriting practice lines consisting of a solid top line, a dashed middle line, and a solid bottom line.

Name: _____

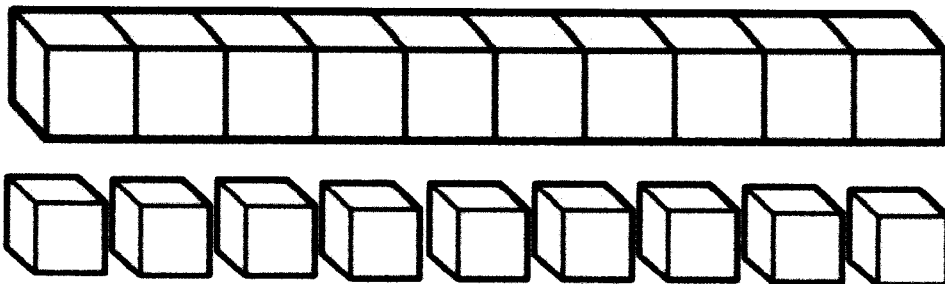
Place Value: Composing Numbers

Directions: Color the base ten blocks to show each number.

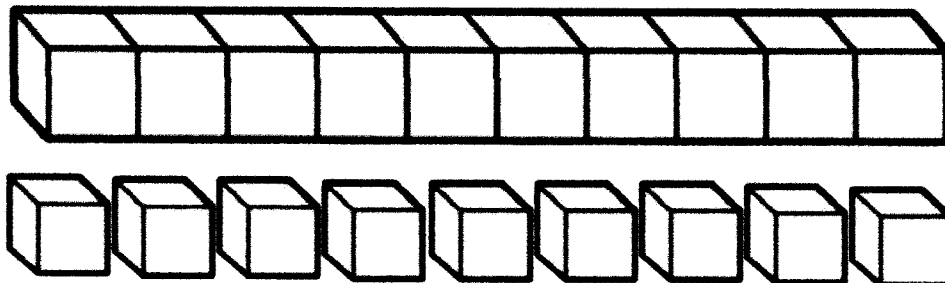
16



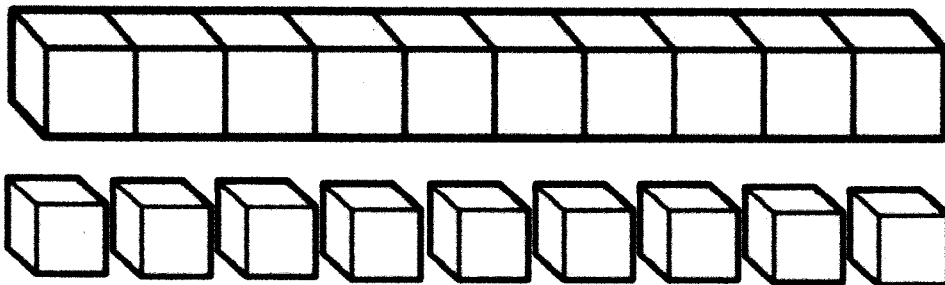
18



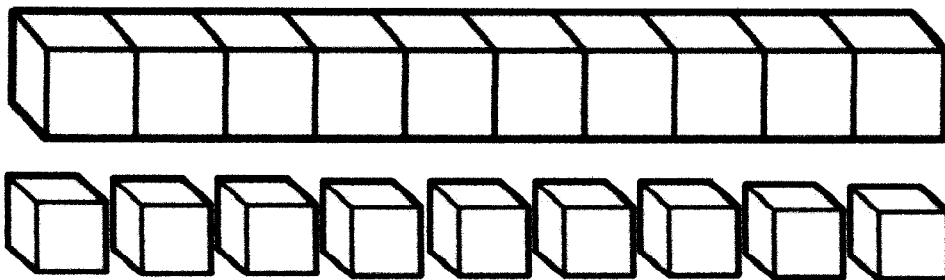
15



19




17



Name: _____



Addition: Count and Add Set 1



Directions: Add the number of items in each row.
Color the number that matches the total.

1

3
4
7

2

4
8
7

3

5
3
6

4

10
8
7

5

9
5
10

6

7
8
9


Name: _____

Missing Letters Set 1

Directions: Fill in the missing letter for each picture.
Write the word on the lines.




s a



b d




a d



d a



a d



p d


Name: _____

My Dog

Complete each sentence with the missing word(s).

This is my dog.

My dog is brown.



1. _____
 is my dog.

2. This is _____
 dog.

3. This is my _____.

4. My dog is _____.

5. _____
 dog is brown.

6. This _____
 _____.

7. _____
 dog _____.

Name: _____

I can Read it 3 times!



Phonics Reading Comprehension

Directions: Read the passage and answer the questions.



A Bad Cold

Ben was a nice lad. One day, his dad had a bad cold.

"Don't be sad, Dad." Ben said. "I will help you."

He got out a hot pad and gave it to his dad. His dad

had a nap. Soon his dad got up. His dad felt a tad

better. Ben gave his dad a hug. Ben was such a good

lad!

1. What did Ben's dad have? 

2. What did Ben give his dad? 

3. How did Ben's dad feel after his nap? 
